


## Tile roof | insertion system top-fix

Insertion system with modules installed in portrait



### Position, insert – finished!

- components usable across different roof types
- narrow tile gap and centric load distribution
- mounting modules in portrait or in landscape
- insertion rail in blank and black anodized – color matching the module

### product variants


- flex roof hook for low loads
- roof hook versions for 40mm battens available

## Your benefits

- high-end installation aesthetics and time-efficient thanks to insertion technology
- three-way adjustable roof hook to level out uneven roofs, for different tile strengths and shapes
- tension-free and floating module mounting
- the C-rail also acts as a cable channel



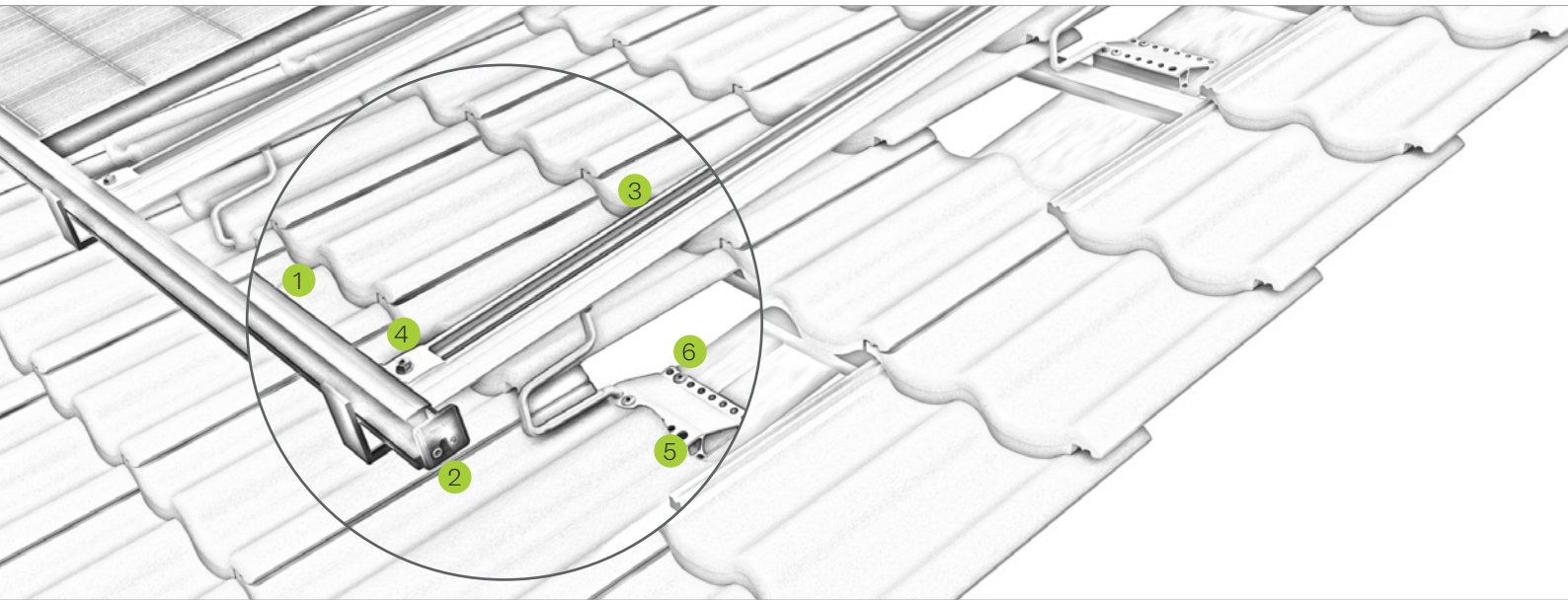
Height-adjustable flex roof hook set



Rail connector insertion rail



Closing insertion rail and C-rail



Pic Designation

- 1
**Insertion rail**
  - Insertion rails in blank/black anodized for frame heights
  - Tension-freemounting
- 2
**Edge stop**
  - color-coordinated with the insertion rail
  - prevents modules from slipping out
- 3
**C-rail**
  - available in different strength and lengths
  - can be stepped on throughout installation
- 4
**Cross-rail connector**
  - safe connection due to force and form closure
  - completely pre-assembled
- 5
**Roof hook**
  - three-way adjustable for perfect installations
  - various roof hooks for low and high load situations
- 6
**Screws**
  - building authority-approved
  - Ø 6 / 8 mm available in different lengths



Light roof hooks for narrow rafters



Variations of C-rail

Mounting video



novotegra GmbH  
 Eisenbahnstraße 150 | 72072 Tübingen | Deutschland  
 Tel. +49 7071 98987-0, info@novotegra.com  
 www.novotegra.com

Subject to changes and errors excepted.  
 Last updated: April 2021 / TP